
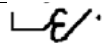



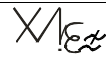







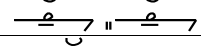
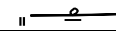




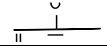
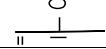



Pg #	Event	Correction/addition
19	Gen.	Top of page: d. Change "Very large" to "Large" step or jump on landing" Add: (Approx. 3 ft. or more)
29	Vault	3.b. first bullet: Legs crossed Add deduction <u>0.10</u>
		3. d.2nd bullet under Insufficient stretched position: hip angle - change 135° to 136°
54	Bars	VII. B. 2. a. Example #4.407: delete the word Nyeste and delete the third symbol.
60	Bars	H. 3. Last paragraph: All "large" single bar release elements performed on the LB will receive one difficulty lower than if performed on the HB.
61	Bars	8. Last sentence: See #7 instead of #5
67	Bars	C. 2. & 3. One element from Groups 3, 6, or 7: Example 2) under D. Delete "From a long swing". Underswing (toe-on) with ½ turn from HB over low bar (#3.203) to hang on LB...
68	Bars	D. 1. Add c. Exception to the rule that all Special Requirements must be fulfilled by Value Part elements.
71	Bars	F. 11°-20° from vertical change deduction to 0.05
72	Bars	G. 11°-20° from vertical change deduction to 0.05
75	Bars	I. E. Legs crossed during salto dismounts with twist Change deduction to <u>0.10</u>
		II. I. in parenthesis (approximately 3 feet or more)
		III. D. Deep squat on landing change deduction to "Up to 0.30"
79	Bars	Principle for C+D or D+C: 4th example: 1st element is a Long swing (bail) with 1/2 turn and flight over low bar to HANDSTAND
		change first symbol to 
83	Bars	#1.301 and 1.302 symbols are missing the . to denote transfer to HB New symbols: #1.301  
93	Bars	#2.403 The illustrations for the second and third descriptions should be switched to correspond to the amount of turn
105	Bars	#4.407 The symbol for the second description -Piked (Geinger-Salto) is incorrect. The first symbol under the Deltchev description is the Geinger symbol.
110	Bars	#6.301 Last illustration is missing the symbol for the element without turn: 
111	Bars	#6.202 Change symbol of 2nd illustration to: 
112	Bars	#6.304 The second description also includes a back stalder with 1/1 (360°) turn -Healy technique 
		#6.404 The second description is for a back stalder with hop to handstand with 1/1 (360°) turn -Healy-illustration does not show the hop
118	Bars	#7.406 3rd illustration-symbol is missing arrow down 
119	Bars	#7.508 Pike sole circle forward with 1/1 turn in handstand is a "D" and should be under #7.408 Add to #7.508 Pike sole circle forward in L-grip with 1/1 turn in handstand is "E" All symbols under 7.308, 7.408 and 7.508 should have the "  instead of a  side the symbol
121	Bars	#7.310 2nd description (Reinhardt) has incorrect symbol; should show a 1/2 turn instead of 1/1. 
122	Bars	#7.313 Add symbol for clear pike circle backward on LB with hecht flight to hang on HB 
130	Bars	#8.310 1st description-2nd illustration - piked salto: delete 2nd symbol

		Top of page: c. replace bullet with: • For Level 8, non-flight acro element may also be chosen from Group 6. Level 8 only: Free forward roll to Flic-flac • Examples of Group 6 elements with flight used in acro series: Level 8 & 9: Dive forward roll to Flic-flac Level 9 & 10: Dive forward roll to one arm flic-flac
144	Beam	Level 9 & 10: Dive forward roll to one arm flic-flac
145	Beam	Top of page-bullet under d) #2. now reads: "Deduct 0.30 for no dismount."
146	Beam	#4. Aerial or salto dismount: b. 2) now reads "Deduct 0.30 for no dismount."
148	Beam	Top of page-#2 a. 1st bullet: More than two elements with a wolf or tuck position with or without turn - Add deduction of <u>0.10</u>
149	Beam	I. B. Add #16 Insufficient sureness of performance throughout Up to 0.20
167	Beam	#1.214 1st illustration, 2nd symbol is missing $\frac{1}{4}$ sign: 
		#1.414 1st illustration, 2nd symbol is missing lines indicating sit on beam 
169	Beam	#2.201 Add at bottom: Stag leap or jump with $\frac{1}{2}$ turn (180°) turn 
	Beam	#2.301 1st illustration is missing the split jump with $\frac{1}{2}$ turn symbol: 
181	Beam	#3.406 Missing symbol for $2\frac{1}{2}$ turn: 
188	Beam	#5.407 Missing symbol for ending in 1-arm planche 
193	Beam	#7.502 2nd element (Aerial walkover forward to scale) Add to description (2 sec.)
196	Beam	#7.206 last illustration -symbol is missing lines to denote sit on beam 
201	Beam	#8.501 1st element (Front salto tucked from one foot take-off to scale) Add to description (2 sec.)
203	Beam	#8.305 add to Gainer salto backward tucked "or piked"
		#8.405 Delete "piked or"
205	Beam	#9.303 Symbol is missing: 
208	Beam	#9.106 delete "also with $\frac{1}{2}$ (180°) twist"
220	Floor	g. #2.202 1st bullet change deduction to "Up to 0.20"
234	Floor	4) A+A+C 2nd example is moved to page 237 under examples of connection of 3 or more elements; A+C = +0.10 and C+A = +0.10
244	Floor	#1.207 Add symbol for side split jump with $\frac{1}{2}$ turn (which is not illustrated) 
		#1.307 Change side split jump with 1/1 turn symbol to: 
251	Floor	#2.404 Symbol is incorrect. Replace with 
259	Floor	#6.101 Delete "also with $\frac{1}{2}$ twist (180°)"
		<b>APPENDIX</b>
		Revisions of the following Appendix items will be posted the week of July 6, 2009: UB, BB & FX symbol sheets, Judges' "Cheat" sheet & Level 9/10 Judges' score sheet